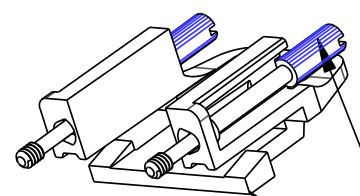
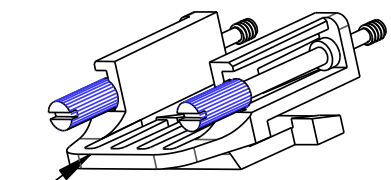
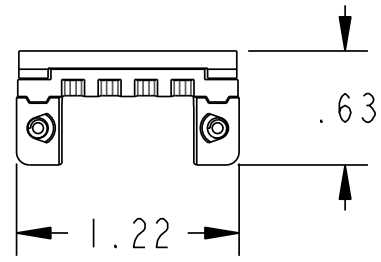


REV.	DESCRIPTION	DATE	APRVD
A	INITIAL RELEASE	10-24-07	---



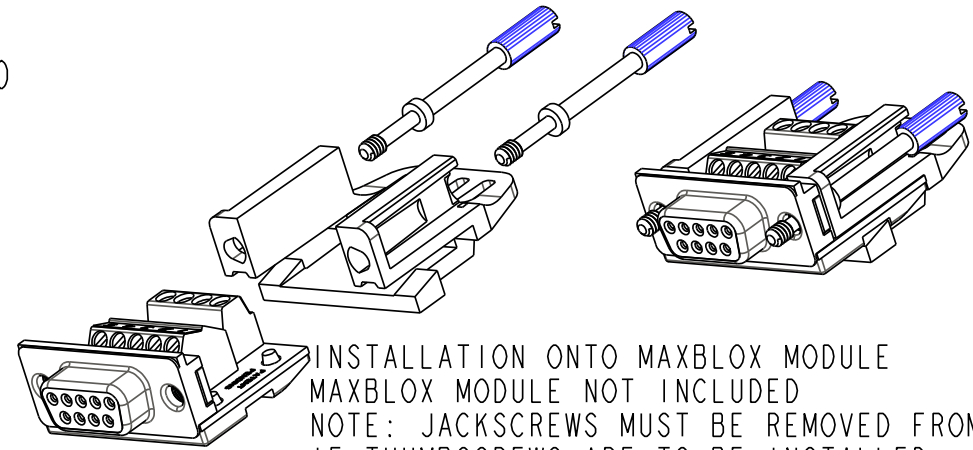
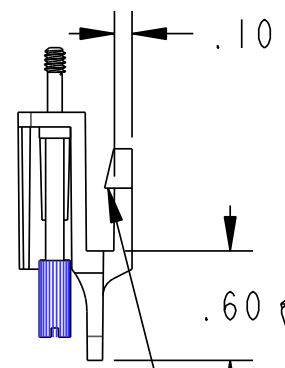
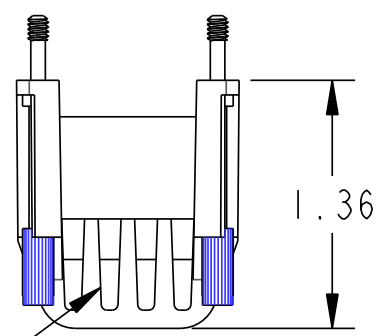
PART MAY BE USED WITH OR WITHOUT SUPPLIED THUMBSCREWS

THUMBSCREW QTY 2
BODY QTY 1



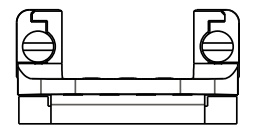
NOTES:

- 1) ALL MATERIALS AND PROCESSES TO BE RoHS COMPLIANT
- 2) PRODUCT TO BE SHIPPED IN A SEALED POLY BAG WITH PART# LABEL (CD-MX915HH)



INSTALLATION ONTO MAXBLOX MODULE
MAXBLOX MODULE NOT INCLUDED
NOTE: JACKSCREWS MUST BE REMOVED FROM MODULE IF THUMBSCREWS ARE TO BE INSTALLED

SLOTS FOR CABLE TIES
LATCH FOR SNAP TO MAXBLOX (TYPES CD-MX9_ & CD-MX15_)



THE CONFIDENTIAL INFORMATION CONTAINED IN THIS DRAWING IS THE PROPERTY OF BTX TECHNOLOGIES, INC. ANY REPRODUCTION IN PART OR IN WHOLE WITHOUT THE WRITTEN PERMISSION OF BTX TECHNOLOGIES, IS PROHIBITED.

PART DIMENSIONAL TOLERANCES
ALL DIMENSIONS ARE INCHES [mm]
.XX = ±.015 [0.4mm]
.XXX = ±.005 [0.1mm]
ANGULAR = ±1/2°

BTX Technologies, Inc. 5 SKYLINE DRIVE, HAWTHORNE NY. 10532
(914) 592-1800 WWW.BTX.COM

DO NOT SCALE FROM DRAWING

MAXBLOX MINI-HOOD

DRAWN: PRD	DATE: 10-24-07
APRVD: ---	DATE: MM/DD/YYYY
FIRST PRODUCT:	----

RoHS COMPLIANT?	SIZE	DOC#	30- CD-MX915HH	REVISION
YES	A			A

DRAWING SCALE	1 = 1	FILENAME:	CD-MX915HH.DRW	SHEET	#1 OF 1	DATE	10-24-07
---------------	-------	-----------	----------------	-------	---------	------	----------