

5

4

3

2

1

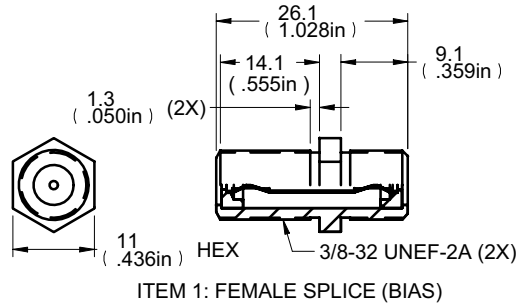
D



Description: "F" female to female adaptor  
 Part No: VSF81G、VSF81G-B、VSF81G-NWV、SF81GB-NW  
 Application: Adapter  
 Crimp Tool: N/A  
 Impedance: 75 Ohms  
 Frequency Range: 0-2 GHz  
 Material: Body Brass Nickel plated  
 Contact Phosphor bronze Silver plated  
 Insulator Polypropylene  
 Nut Brass Nickel plated  
 Washer Steel Nickel plated

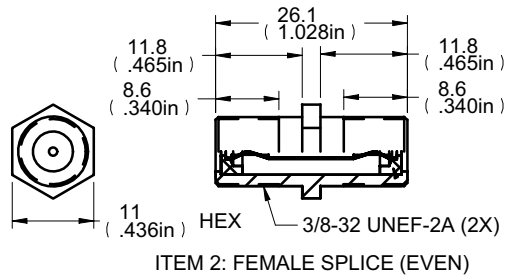
DRAWING NO.  
**VSF81G-SERIES-CUST**  
 REVISIONS  
 OFFICIAL RELEASE  
 01  
 03-13-09 J J T T Thomas Chow

C



RoHS Compliance: N/A  
 Technical Detail: Refer to Emerson Document P/N VS-F81G SERIES

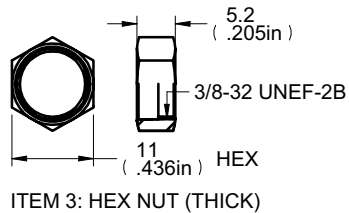
B



**受控 CONTROLLED DOCUMENT**

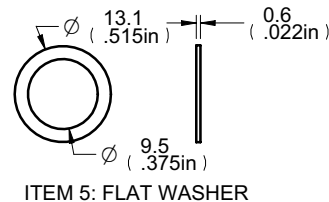
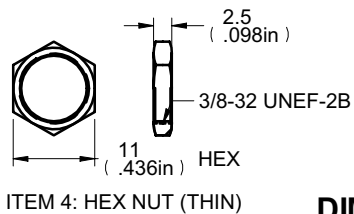
编号 P/N	VSF81G-SERIES-CUST	版本 Rev	01	日期 Rel'd Date	Apr29,09
--------	--------------------	--------	----	---------------	----------

A



ITEM	DESCRIPTION	VSF81G	VSF81G-B	VSF81G-NW	VSF81GB-NW
1	FEMALE SPLICE (BIAS)	1		1	
2	FEMALE SPLICE (EVEN)		1		1
3	HEX NUT (THICK)				1
4	HEX NUT (THIN)			1	
5	FLAT WASHER			1	1

**CUSTOMER COPY**



**DIM OUTLINE**

TOLERANCE UNLESS OTHERWISE SPECIFIED		DRAWN BY	DATE
		JEAN.JIN	03-13-09
DECIMALS	mm	CHECKED BY	DATE
X	± 0.5	TERRY.W	03-13-09
X.X	± 0.2	APPROVED BY	DATE
X.XX	± 0.1	THOMAS	03-16-09
ANGLES	± 0.5°	U/M	mm

TITLE  
**"F" FEMALE TO FEMALE ADAPTER**

SHEET	DRAWING NO.	SIZE
1 OF 1	VSF81G-SERIES-CUST	A

5

4

3

2

1

D

C

B

A